

ASSEMBLY PLAN

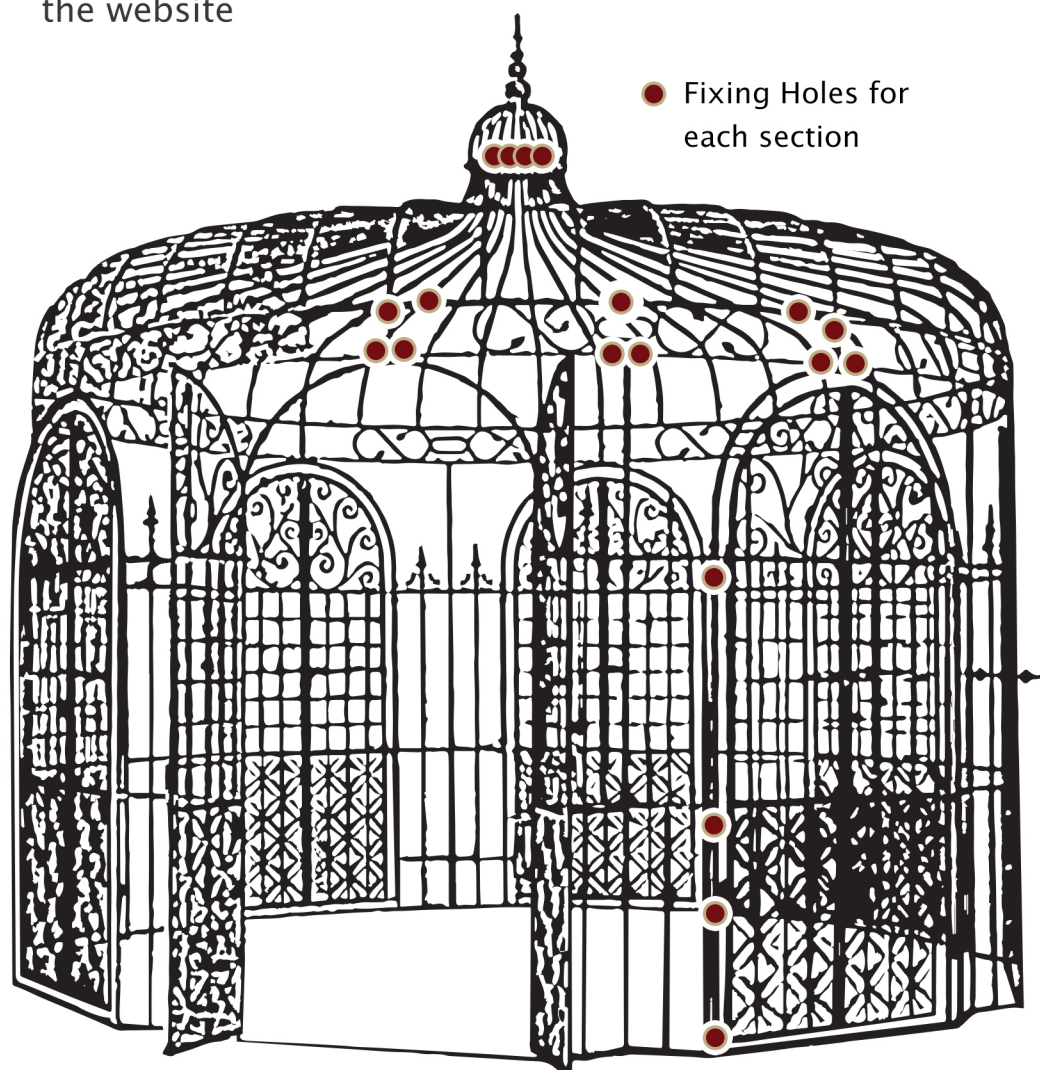
HS726 - Lady Belladonna Cristiana Garden Pavilion

Please see below for the trades people installing. It is very straight forward and is normally complete by 3-4 people. Your trades people may wish to modify this depending on personal preference.

Typical assembly:

- Ensuring ground is level.
- Attach each "Panel" to the door frames to form the circular structure (8 of each).
- Attach frieze Panels (x8).
- Attach roof section using a scaffold tower.
- Attach roof dome & finial.
- Attach doors if purchased.
- Secure appropriately down.


Ongoing maintenance information can be found on the website



Frieze Panel x8




Roof Dome & Finial x1



Roof Section x8



Panels x8



Door Frame/
Entrance way
x8



Doors
Left x8 | Right x8